



October 16, 2018

To  
The Secretary,  
**BSE Limited**  
Phiroze Jeejeebhoy Towers,  
Dalal Street, Mumbai – 400 001.

To  
The Listing Department,  
**National Stock Exchange of India Ltd.**  
Exchange Plaza, Bandra Kurla Complex, Bandra  
(E), Mumbai - 400 051.

Dear Sirs,


**Sub: Shareholding pattern under clause 31(1)(b) of the SEBI (LODR) Regulations, 2015-reg.**


**Ref: Scrip Code 501242 (BSE); TCIFINANCE (NSE)**

Please find enclosed the shareholding pattern under clause 31(1)(b) of the SEBI (LODR) Regulations, 2015 for the quarter ended September 30, 2018 for your information and records.

Kindly acknowledge the receipt of the above.

Thanking You,  
For TCI Finance Limited

  
Lakshmi Sharma



Format of Holding of Specified securities

1. Name of Listed Entity: TCI FINANCE LIMITED
2. Scrip Code/Name of Scrip/Class of Security: 501242, TCI FINANCE, EQUITY SHARES
3. Share Holding Pattern Filed under: Reg. 31(1)(a)/Reg. 31(1)(b)/Reg. 31(1)(c)
  - a. if under 31(1)(b) then indicate the report for quarter ending 29/09/2018
  - b. if under 31(1)(c) then indicate date of allotment/extinguishment

4. Declaration : The Listed entity is required to submit the following declaration to the extent of submission of information:

Particulars	YES*	NO*
a. Whether the Listed Entity has issued any partly paid up shares		V
b. Whether the Listed Entity has issued any Convertible Securities or Warrants?		V
c. Whether the Listed Entity has any shares against which depository receipts are issued?		V
d. Whether the Listed Entity has any shares in locked-in?		V
e. Whether any shares held by promoters are pledge or otherwise encumbered?		V

\*if the Listed Entity selects the option 'NO' for the questions above, the columns for the partly paid up shares, Outstanding Convertible Securities/Warrants, depository receipts, locked-in shares, No of shares pledged or otherwise encumbered by promoters, as applicable, shall not be displayed at the time of dissemination on the Stock Exchange website. Also wherever there is 'No' declared by Listed entity in above table the values will be considered as 'Zero' by default on submission of the format of holding of specified securities.

5 The tabular format for disclosure of holding of specified securities is as follows:





Table I - Summary Statement holding of specified securities

Category	Category of Shareholder	No of Shareholders	No of fully paid up equity shares held	No of Partly paid-up equity shares held	No of Underlying Depository Receipts	Total No of Shares Held (VII) = (IV)+(V)+(VI)	Shareholding as a % of total no of shares (As a % of (A+B+C2))	Number of Voting Rights held in each class of securities			No of Shares Underlying convertible securities (Including Warrants)	Shareholding as a % assuming full conversion of convertible Securities (as a percentage of diluted share)	Number of Locked in Shares		Number of Shares pledged or otherwise encumbered	Number of equity shares held in dematerialized form
								Class X	Class Y	Total			No.	As a % of total		
(I)	(II)	(III)	(IV)	(V)	(VI)	(VII)	(VIII)	(IX)			(X)	(XI)	(XII)	(XIII)	(XIV)	
(A)	Promoter & Promoter Group	11	3182360	0	0	3182360	24.72	3182360	0	3182360	24.72	0	0.00	0	0.00	3182360
(B)	Public	9239	9690133	0	0	9690133	75.28	9690133	0	9690133	75.28	0	0.00	NA	NA	8594552
(C)	Non Promoter-Non Public															
(C1)	Shares underlying DRs	0	0	0	0	0	0/NA	0	0	0	0.00	0	0.00	NA	NA	0
(C2)	Shares held by Employees Trusts	0	0	0	0	0	0.00	0	0	0	0.00	0	0.00	NA	NA	0
<b>Total:</b>		<b>9250</b>	<b>12872493</b>	<b>0</b>	<b>0</b>	<b>12872493</b>	<b>100.00</b>	<b>12872493</b>	<b>0</b>	<b>12872493</b>	<b>100.00</b>	<b>0</b>	<b>0.00</b>	<b>0</b>	<b>0.00</b>	<b>11776912</b>






Table II - Statement showing shareholding pattern of the Promoter and Promoter Group

Category	Category & Name of the Shareholder	PAN	No of Shareholders	No of Fully paid up equity shares held	No of Partly paid-up equity shares held	No of Shares Underlying Depository Receipts	Total No of Shares held (V+VI+VII)	Shareholding as a % of total no of shares (calculated as per SCRR, 1957 (VII) As a % of (A+B+C2)	Number of Voting Rights held in each class of securities			No of Shares Underlying convertible securities (including Warrants)	Shareholding as a % assuming full conversion of convertible Securities (as a percentage of diluted share capital) (VII)+(X) As a % of (A+B+C2)	Number of Locked in Shares	Number of Shares pledged or otherwise encumbered	Number of equity shares held in dematerialized form	
									Class X	Class Y	Total						
	(i)	(ii)	(iii)	(iv)	(v)	(vi)	(vii)	(viii)	(ix)			(x)	(xi)	(xii)	(xiii)	(xiv)	
									Total as a % of (A+B+C)								
(1)	Indian Individuals/Hindu undivided Family																
(a)	MAHENDRA KUMAR AGARWAL AND SONS HUF	AAAHM6384A	4	436634	0	0	436634	3.39	436634	0	436634	3.39	0	0	0	0.00	436634
	MAHENDRA KUMAR AGARWAL	ABLPAA518K	1	128265	0	0	128265	1.00	128265	0	128265	1.00	0	0	0	0.00	128265
	DHRUV AGARWAL	AGGPA9320D	1	11619	0	0	11619	0.09	11619	0	11619	0.09	0	0	0	0.00	11619
	MANISH AGARWAL	AIRPA9576C	1	296675	0	0	296675	2.30	296675	0	296675	2.30	0	0	0	0.00	296675
	Central Government/State Government(s)		0	75	0	0	75	0.00	75	0	75	0.00	0	0	0	0.00	75
(b)	Financial Institutions/Banks		0	0	0	0	0	0.00	0	0	0	0.00	0	0	0	0.00	0
(c)	Any Others (Bodies Corporate)		0	0	0	0	0	0.00	0	0	0	0.00	0	0	0	0.00	0
(d)	BUNNY INVESTMENTS & FINANCE PRIVATE LIMITED	AAACB8313N	5	2009904	0	0	2009904	15.61	2009904	0	2009904	15.61	0	0	0	0.00	2009904
	GATI INTELLECT SYSTEMS LIMITED	AAACB9747Q	1	54856	0	0	54856	0.43	54856	0	54856	0.43	0	0	0	0.00	54856
	JUBILEE COMMERCIAL & TRADING PRIVATE LIMITED	AAACI6318D	1	14900	0	0	14900	0.12	14900	0	14900	0.12	0	0	0	0.00	14900
	GIRI ROADLINES AND COMMERCIAL TRADING PVT LTD	AAACG3709Q	1	320677	0	0	320677	2.49	320677	0	320677	2.49	0	0	0	0.00	320677
	Any Others (Trusts)	AABCT3148C	1	1600300	0	0	1600300	12.43	1600300	0	1600300	12.43	0	0	0	0.00	1600300
	DHRUV AGARWAL BENEFIT TRUST	AAATD8295N	2	19171	0	0	19171	0.15	19171	0	19171	0.15	0	0	0	0.00	19171
	MANISH AGARWAL BENEFIT TRUST	AAABTM5293J	1	735822	0	0	735822	5.72	735822	0	735822	5.72	0	0	0	0.00	735822
	Sub-Total (A)(1)		11	355479	0	0	355479	2.76	355479	0	355479	2.76	0	0	0	0.00	355479
	Foreign		1	380343	0	0	380343	2.95	380343	0	380343	2.95	0	0	0	0.00	380343
(2)	Foreign		11	3182360	0	0	3182360	24.72	3182360	0	3182360	24.72	0	0	0	0.00	3182360
(a)	Individuals (Non-Resident Individuals/Foreign Individuals)		0	0	0	0	0	0.00	0	0	0	0.00	0	0	0	0.00	0
(b)	Government		0	0	0	0	0	0.00	0	0	0	0.00	0	0	0	0.00	0
(c)	Institutions		0	0	0	0	0	0.00	0	0	0	0.00	0	0	0	0.00	0
(d)	Foreign Portfolio Investor		0	0	0	0	0	0.00	0	0	0	0.00	0	0	0	0.00	0






Table III - Statement showing shareholding pattern of the Public shareholder

Cat egory	Category & Name of the Shareholder	PAN	No of Shareholders	No of fully paid up equity shares held	No of Partly paid-up equity shares held	No of Shares Underlying Depository Receipts	Total No of Shares Held (IV+V+VI)	Shareholding as a % of total (A+B+C2)	Number of Voting Rights held in each class			No of Shares Underlying Outstanding convertible securities (including Warrants)	Shareholding as a % assuming full conversion of Securities (as a percentage of diluted share capital)	Number of Locked in Shares	Number of Shares pledged or otherwise encumbered	Number of equity shares held in dematerialized form
									Class X	Class Y	Total					
(1)	(2)	(3)	(4)	(5)	(6)	(7)	(8)	(9)	(10)	(11)	(12)	(13)	(14)	(15)	(16)	
	Institutions															
(a)	Mutual Funds		0	0	0	0	0	0.00	0	0	0	0.00	0	0.00	0	0
(b)	Venture Capital Funds		0	0	0	0	0	0.00	0	0	0	0.00	0	0.00	0	0
(c)	Alternate Investment Funds		0	0	0	0	0	0.00	0	0	0	0.00	0	0.00	0	0
(d)	Foreign Venture Capital Investors		0	0	0	0	0	0.00	0	0	0	0.00	0	0.00	0	0
(e)	Foreign Portfolio Investors		0	0	0	0	0	0.00	0	0	0	0.00	0	0.00	0	0
(f)	Financial Institutions/Banks		1	32226	0	0	32226	0.25	32226	0	32226	0.25	0	0.00	0	32226
(g)	Insurance Companies		0	0	0	0	0	0.00	0	0	0	0.00	0	0.00	0	0
(h)	Provident Funds/Pension Funds		0	0	0	0	0	0.00	0	0	0	0.00	0	0.00	0	0
(i)	Any Other															
	<b>Sub Total (B)(1)</b>		<b>1</b>	<b>32226</b>	<b>0</b>	<b>0</b>	<b>32226</b>	<b>0.25</b>	<b>32226</b>	<b>0</b>	<b>32226</b>	<b>0.25</b>	<b>0</b>	<b>0.00</b>	<b>0</b>	<b>32226</b>
	Central Government/State Government(s)/President of India		0	0	0	0	0	0.00	0	0	0	0.00	0	0.00	0	0
(2)	India		0	0	0	0	0	0.00	0	0	0	0.00	0	0.00	0	0
	<b>Sub Total (B)(2)</b>		<b>0</b>	<b>0</b>	<b>0</b>	<b>0</b>	<b>0</b>	<b>0.00</b>	<b>0</b>	<b>0</b>	<b>0</b>	<b>0.00</b>	<b>0</b>	<b>0.00</b>	<b>0</b>	<b>0</b>
(3)	Non-institutions															
	i. Individual shareholders holding nominal share capital up to Rs.2 lakhs		8868	5612855	0	0	5612855	43.60	5612855	0	5612855	43.60	0	0.00	0	5021179
	ii. Individual shareholders holding nominal share capital in excess of Rs. 2 Lakhs		32	2300404	0	0	2300404	17.87	2300404	0	2300404	17.87	0	0.00	0	2300404
	NEERA AGARWAL	ACLPA3148C	1	950265	0	0	950265	7.38	950265	0	950265	7.38	0	0.00	0	950265
	ASHOK KUMAR AGARWAL	ADDDPA3216A	1	133000	0	0	133000	1.03	133000	0	133000	1.03	0	0.00	0	133000

(b)	NBFCs Registered with RBI	1	1000	0	0	1000	0.01	1000	0	0.01	0	0.01	0	0.00	0	0	1000
(c)	Employee Trusts	0	0	0	0	0	0.00	0	0	0.00	0	0.00	0	0.00	0	0	0
(d)	Overseas Depositories (Holding DRs)(Balancing figure)	0	0	0	0	0	0.00	0	0	0.00	0	0.00	0	0.00	0	0	0
(e)	Any Other																
	NON RESIDENT INDIANS	53	95334	0	0	95334	0.74	95334	0	0.74	0	0.00	0	0.00	0	0	95334
	CLEARING MEMBERS	29	36858	0	0	36858	0.29	36858	0	0.29	0	0.00	0	0.00	0	0	36858
	NON RESIDENT INDIAN NON REPATRIABLE	22	28240	0	0	28240	0.22	28240	0	0.22	0	0.00	0	0.00	0	0	28240
	BODIES CORPORATES	230	1580397	0	0	1580397	12.28	1580397	0	12.28	0	0.00	0	0.00	0	0	1076992
	IL AND FS SECURITIES SERVICES	1	147432	0	0	147432	1.15	147432	0	1.15	0	0.00	0	0.00	0	0	147432
	ALPIC FINANCE LTD	1	471000	0	0	471000	3.66	471000	0	3.66	0	0.00	0	0.00	0	0	0
	DIRECTORS AND RELATIVES	3	2819	0	0	2819	0.02	2819	0	0.02	0	0.00	0	0.00	0	0	2319
	Sub Total (B)(3)	9238	9657907	0	0	9657907	75.03	9657907	0	75.03	0	0.00	0	0.00	0	0.00	8562326
	Total Public Shareholding (B) = (B)(1)+(B)(2)+(B)(3)	9239	9690133	0	0	9690133	75.28	9690133	0	75.28	0	0.00	0	0.00	0	0.00	8594552

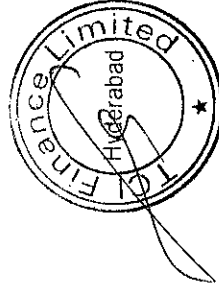



Table IV - Statement showing shareholding pattern of the Non Promoter - Non Public Shareholder

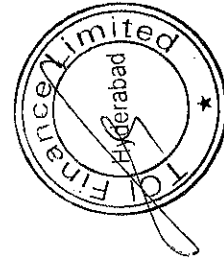
Category & Name of the Shareholder	PAN	No of Shareholders	No of fully paid up equity shares held	No of Partly paid-up equity shares held	No of Shares Underlying Depository Receipts	Total No of Shares Held (IV+V+VI)	Shareholding as a % of total no of shares (A+B+C2)	Number of Voting Rights held in each class of securities	No of Shares Underlying convertible securities (including Warrants)	Shareholding as a % assuming full conversion of convertible Securities (as a percentage of diluted share capital)	Number of Locked In Shares		Number of Shares pledged or otherwise encumbered	Number of equity shares held in dematerialized form
											No.	As a % of total Shares held		
		(III)	(IV)	(V)	(VI)	(VII)	(VIII)	(IX)	(X)	(XI)	(XII)	(XIII)	(XIV)	
(1)								Total as a % of (A+B+C)						
Custodian/DR Holder			0	0	0	0	0.00	0	0	0.00	0	0	0	
Employee Benefit Trust (under SEBI(Share based Employee Benefit) Regulations 2014)			0	0	0	0	0.00	0	0	0.00	0	0	0	
(2)			0	0	0	0	0.00	0	0	0.00	0	0	0	
<b>Total Non-Promoter-Non Public Shareholding (C) = (C)(1)+(C)(2)</b>			<b>0</b>	<b>0</b>	<b>0</b>	<b>0</b>	<b>0.00</b>	<b>0</b>	<b>0</b>	<b>0.00</b>	<b>0</b>	<b>0</b>	<b>0</b>	





**Details of the shareholders acting as persons in Concert including their Shareholding:**

Name of Shareholder	Name of PAC	No of shares	Holding%
<b>Total:</b>		<b>0</b>	<b>0</b>



Details of Shares which remain unclaimed may be given hear along with details such as number of shareholders,	
No of Shareholders	No of shares
13	3900

