



July 15, 2018

To
The Secretary,
BSE Limited
Phiroze Jeejeebhoy Towers,
Dalal Street, Mumbai – 400 001.

To
The Listing Department,
National Stock Exchange of India Ltd.
Exchange Plaza, Bandra Kurla Complex, Bandra
(E), Mumbai - 400 051.

Dear Sirs,

Sub: Shareholding pattern under clause 31(1)(b) of the SEBI (LODR) Regulations, 2015-reg.


Ref: Scrip Code 501242 (BSE); TCIFINANCE (NSE)

Please find enclosed the shareholding pattern under clause 31(1)(b) of the SEBI (LODR) Regulations, 2015 for the quarter ended June 30, 2018 for your information and records.

Kindly acknowledge the receipt of the above.

Thanking You,
For TCI Finance Limited,

Lakshmi Sharma



Format of Holding of Specified securities

1. Name of Listed Entity: TCI FINANCE LIMITED
2. Scrip Code/Name of Scrip/Class of Security: 501242.TCIFINANCE,EQUITY SHARES
3. Share Holding Pattern Filed under: Reg. 31(1)(a)/Reg.31(1)(b)/Reg.31(1)(c)
 - a. if under 31(1)(b) then indicate the report for quarter ending 30/06/2018
 - b. if under 31(1)(c) then indicate date of allotment/extinguishment

4. Declaration : The Listed entity is required to submit the following declaration to the extent of submission of information:

Particulars	YES*	NO*
a. Whether the Listed Entity has issued any partly paid up shares		NO
b. Whether the Listed Entity has issued any Convertible Securities or Warrants?		NO
c. Whether the Listed Entity has any shares against which depository receipts are issued?		NO
d. Whether the Listed Entity has any shares in locked-in?		NO
e. Whether any shares held by promoters are pledge or otherwise encumbered?		NO

*if the Listed Entity selects the option 'NO' for the questions above, the columns for the partly paid up shares, Outstanding Convertible Securities/Warrants, depository receipts, locked-in shares, No of shares pledged or otherwise encumbered by promoters, as applicable, shall not be displayed at the time of dissemination on the Stock Exchange website. Also wherever there is 'No' declared by Listed entity in above table the values will be considered as 'Zero' by default on submission of the format of holding of specified securities.

5 The tabular format for disclosure of holding of specified securities is as follows:




Table 1 - Summary Statement holding of specified securities

Category	Category of Shareholder	No of Shareholders	No of fully paid up equity shares held	No of Partly paid-up equity shares held	No of Shares Underlying Depository Receipts	Total No of Shares Held (VII) = (IV)+(V)+(VI)	Shareholding as a % of total no of shares (As a % of (A+B+C2))	Number of Voting Rights held in each class of securities			Shareholding as a % assuming full conversion of convertible Securities (as a percentage of diluted share capital)	Number of Locked in Shares	Number of Shares pledged or otherwise encumbered	Number of equity shares held in dematerialized form				
								Class X	Class Y	Total								
	(I)	(II)	(IV)	(V)	(VI)	(VII)	(VIII)	No of Voting Rights			(IX)	(X)	(XI)	(XII)	(XIII)	(XIV)		
(A)	Promoter & Promoter Group	11	3182360	0	0	3182360	24.72	3182360	0	3182360	24.72	0	0.00	0	0.00	0	0.00	3182360
(B)	Public	9100	9690133	0	0	9690133	75.28	9690133	0	9690133	75.28	0	0.00	0	0.00	NA	NA	8591352
(C)	Non Promoter-Non Public																	
(C1)	Shares underlying DRs	0	0	0	0	0	NA	0	0	0	0.00	0	0.00	0	0.00	NA	NA	0
(C2)	Shares held by Employees Trusts	0	0	0	0	0	0.00	0	0	0	0.00	0	0.00	0	0.00	NA	NA	0
Total:		9111	12872493	0	0	12872493	100.00	12872493	0	12872493	100.00	0	0.00	0	0.00	0	0.00	11773712


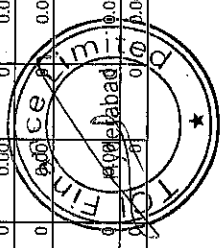


Table II - Statement showing shareholding pattern of the Promoter and Promoter Group

Category Shareholder	PAN	No of Shareholders	No of fully paid up equity shares held	No of Partly paid-up equity shares held	No of Shares Underlying Depository Receipts	Total No of Shares Held (IV+V+VI)	Shareholding as a % of total no of shares (calculate as per SCRR, 1957 (VIII) As a % of (A+B+C2)	Number of Voting Rights held in each class of securities			No of Shares Underlying Outstanding convertible securities (Including Warrants) % of	Shareholding as a % assuming full conversion of convertible Securities (as a percentage of diluted share capital) (VII)+(X) As a % of	Number of Locked in Shares	Number of Shares pledged or otherwise encumbered	Number of Shares in dematerialized form	
								Class X	Class Y	Total						
	(i)	(iii)	(iv)	(v)	(vi)	(vii)	(viii)	(ix)			(x)	(xi)	(xii)	(xiii)	(xiv)	
(1) Indian Family																
(a) MAHENDRA KUMAR AGARWAL SONS AND HUF	AANH6384A	4	436634	0	0	436634	3.39	436634	0	436634	3.39	0	0.00	0	0.00	436634
MAHENDRA KUMAR AGARWAL	ABLP44518K	1	128265	0	0	128265	1.00	128265	0	128265	1.00	0	0.00	0	0.00	128265
DHRUV AGARWAL	AGGPA9320D	1	11619	0	0	11619	0.09	11619	0	11619	0.09	0	0.00	0	0.00	11619
MANISH AGARWAL	AIRPA9576C	1	296675	0	0	296675	2.30	296675	0	296675	2.30	0	0.00	0	0.00	296675
Central Government/State Government(s)		0	0	0	0	0	0.00	0	0	0	0.00	0	0.00	0	0.00	0
Financial Institutions/Banks		0	0	0	0	0	0.00	0	0	0	0.00	0	0.00	0	0.00	0
Any Other		0	0	0	0	0	0.00	0	0	0	0.00	0	0.00	0	0.00	0
(d) BODIES CORPORATES		7	2745726	0	0	2745726	21.33	2745726	0	2745726	21.33	0	0.00	0	0.00	2745726
BUNNY INVESTMENTS & FINANCE PRIVATE LIMITED	AAACB8313N	5	2009904	0	0	2009904	15.61	2009904	0	2009904	15.61	0	0.00	0	0.00	2009904
GATI INTELLECT SYSTEMS LIMITED	AAAC89747Q	1	54856	0	0	54856	0.43	54856	0	54856	0.43	0	0.00	0	0.00	54856
JUBILEE COMMERCIAL & TRADING PRIVATE LIMITED	AAACJ6318D	1	14900	0	0	14900	0.12	14900	0	14900	0.12	0	0.00	0	0.00	14900
GATI LIMITED	AABCG3709Q	1	320677	0	0	320677	2.49	320677	0	320677	2.49	0	0.00	0	0.00	320677
GIRI ROADLINES AND COMMERCIAL TRADING PRIVATE LIMITED	AABCT3148C	1	1600300	0	0	1600300	12.43	1600300	0	1600300	12.43	0	0.00	0	0.00	1600300
TRUSTS		2	19171	0	0	19171	0.15	19171	0	19171	0.15	0	0.00	0	0.00	19171
			735822	0	0	735822	5.72	735822	0	735822	5.72	0	0.00	0	0.00	735822



	DHRUV AGARWAL BENEFIT TRUST	AAATD8295N	1	355479	0	0	0	355479	2.76	355479	0	355479	2.76	0	0.00	0	0.00	0	0.00	355479
	MANISH AGARWAL BENEFIT TRUST	AAATM5293J	1	380343	0	0	380343	2.95	380343	0	380343	2.95	0	0.00	0	0.00	0	0.00	380343	
	Sub-Total (A)(1)		11	3182360	0	0	3182360	24.72	3182360	0	3182360	24.72	0	0.00	0	0.00	0	0.00	3182360	
(2)	Foreign																			
	Individuals (Non-Resident Individuals; Foreign Individuals)		0	0	0	0	0	0.00	0	0	0	0.00	0	0.00	0	0.00	0	0.00	0	
(a)	Government		0	0	0	0	0	0.00	0	0	0	0.00	0	0.00	0	0.00	0	0.00	0	
(b)	Institutions		0	0	0	0	0	0.00	0	0	0	0.00	0	0.00	0	0.00	0	0.00	0	
(c)	Foreign Portfolio Investor		0	0	0	0	0	0.00	0	0	0	0.00	0	0.00	0	0.00	0	0.00	0	
(d)	Any Other		0	0	0	0	0	0.00	0	0	0	0.00	0	0.00	0	0.00	0	0.00	0	
(e)	Sub-Total (A)(2)		0	0	0	0	0	0.00	0	0	0	0.00	0	0.00	0	0.00	0	0.00	0	
	Total Shareholding of Promoter and Promoter Group (A)=[A](1)+[A](2)		11	3182360	0	0	3182360	24.72	3182360	0	3182360	24.72	0	0.00	0	0.00	0	0.00	3182360	





Table III - Statement showing shareholding pattern of the Public shareholder

Category	Name of the Shareholder	PAN	No of Shareholders	No of fully paid up equity shares held	No of Partly paid-up equity shares held	No of Shares Underlying Depository Receipts	Total No of Shares Held (IV+V+VI)	Shareholding as a % of total no of shares (A+B+C2)	Number of Voting Rights held in each class of securities			No of Shares Underlying Outstanding convertible securities (Including Warrants)	Shareholding as a % assuming full conversion of convertible Securities (as a percentage of diluted share capital)	Number of Locked in Shares		Number of Shares pledged or otherwise encumbered	Number of equity shares held in dematerialized form
									Class X	Class Y	Total			No.	As a % of total		
(1)	(i)	(ii)	(iii)	(iv)	(v)	(vi)	(vii)	(viii)	(ix)			(x)	(xi)	(xii)	(xiii)	(xiv)	
(a)	Mutual Funds		0	0	0	0	0	0.00	0	0	0	0.00	0	0.00	0	0	0
(b)	Venture Capital Funds		0	0	0	0	0	0.00	0	0	0	0.00	0	0.00	0	0	0
(c)	Alternate Investment Funds		0	0	0	0	0	0.00	0	0	0	0.00	0	0.00	0	0	0
(d)	Foreign Venture Capital Investors		0	0	0	0	0	0.00	0	0	0	0.00	0	0.00	0	0	0
(e)	Foreign Portfolio Investors		0	0	0	0	0	0.00	0	0	0	0.00	0	0.00	0	0	0
(f)	Financial Institutions/Banks		1	78576	0	0	78576	0.61	78576	0	78576	0.61	0	0.00	0	0	78576
(g)	Insurance Companies		0	0	0	0	0	0.00	0	0	0	0.00	0	0.00	0	0	0
(h)	Provident Funds/Pension Funds		0	0	0	0	0	0.00	0	0	0	0.00	0	0.00	0	0	0
(i)	Any Other																
	Sub Total (B)(1)		1	78576	0	0	78576	0.61	78576	0	78576	0.61	0	0.00	0	0	78576
(2)	Central Government/State Government(s)/President of India		0	0	0	0	0	0.00	0	0	0	0.00	0	0.00	0	0	0
	Sub Total (B)(2)		0	0	0	0	0	0.00	0	0	0	0.00	0	0.00	0	0	0
(3)	Non-Institutions																
(a)	Individual shareholders holding nominal share capital up to Rs.2 lakhs		8707	5486669	0	0	5486669	42.62	5486669	0	5486669	42.62	0	0.00	0	0	4891793



ii. Individual shareholders holding nominal share capital in excess of Rs. 2 Lakhs	32	2218696	17.24	2218696	17.24	2218696	17.24	2218696	17.24	0	17.24	0	0.00	NA	NA	2218696
NEERA AGARWAL	1	950265	7.38	950265	7.38	950265	7.38	950265	7.38	0	7.38	0	0.00	NA	NA	950265
ASHOK KUMAR AGARWAL	1	133000	1.03	133000	1.03	133000	1.03	133000	1.03	0	1.03	0	0.00	NA	NA	133000
(b) NBFCs Registered with RBI	0	0	0.00	0	0.00	0	0.00	0	0.00	0	0.00	0	0.00	NA	NA	0
(c) Employee Trusts	0	0	0.00	0	0.00	0	0.00	0	0.00	0	0.00	0	0.00	NA	NA	0
(d) Overseas Depositories (Holding DRs)(Balancing figure)	0	0	0.00	0	0.00	0	0.00	0	0.00	0	0.00	0	0.00	NA	NA	0
(e) Any Other																
NON RESIDENT INDIANS	53	77156	0.60	77156	0.60	77156	0.60	77156	0.60	0	0.60	0	0.00	NA	NA	77156
CLEARING MEMBERS	35	73798	0.57	73798	0.57	73798	0.57	73798	0.57	0	0.57	0	0.00	NA	NA	73798
NON RESIDENT INDIAN NON REPATRIABLE	18	27998	0.22	27998	0.22	27998	0.22	27998	0.22	0	0.22	0	0.00	NA	NA	27998
BODIES CORPORATES	250	1723421	13.39	1723421	13.39	1723421	13.39	1723421	13.39	0	13.39	0	0.00	NA	NA	1220016
CAMPBELL ADVERTISING PVT LTD	1	150000	1.17	150000	1.17	150000	1.17	150000	1.17	0	1.17	0	0.00	NA	NA	150000
ALPIC FINANCE LTD	1	471000	3.66	471000	3.66	471000	3.66	471000	3.66	0	3.66	0	0.00	NA	NA	0
NBFC	1	1000	0.01	1000	0.01	1000	0.01	1000	0.01	0	0.01	0	0.00	NA	NA	1000
DIRECTORS AND RELATIVES	3	2819	0.02	2819	0.02	2819	0.02	2819	0.02	0	0.02	0	0.00	NA	NA	2319
Sub Total (B)(3)	9099	9611557	74.67	9611557	74.67	9611557	74.67	9611557	74.67	0	74.67	0	0.00			8512776
Total Public Shareholding (B) = (B)(1)+(B)(2)+(B)(3)	9100	9690133	75.28	9690133	75.28	9690133	75.28	9690133	75.28	0	75.28	0	0.00			8591352


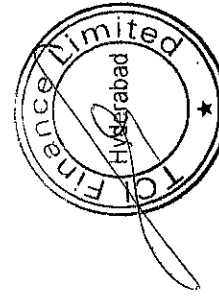



Table IV - Statement showing shareholding pattern of the Non Promoter - Non Public Shareholder

Category Shareholder	PAN	No of Shareholders	No of fully paid up equity shares held	No of Partly paid-up equity shares held	No of Shares Underlying Depository Receipts	Total No of Shares Held (IV+V+VI)	Shareholding as a % of total no of shares (A+B+C2)	Number of Voting Rights held in each class of securities		No of Shares Underlying convertible securities (including Warrants)	Shareholding as a % assuming full conversion of Securities (as a percentage of diluted share capital)	Number of Locked in Shares		Number of Shares pledged or otherwise encumbered	Number of equity shares held in dematerialized form
								No of Voting Rights	Total as a % of (A+B+C)			No.	As a % of total Shares held		
		(iii)	(iv)	(v)	(vi)	(vii)	(viii)	Class X	Class Y	(ix)	(xi)	(xii)	(xiii)	(xiv)	
(1) Custodian/DR Holder		0	0	0	0	0	0.00	0	0	0	0.00	0	0.00	NA	0
(2) Employee Benefit Trust (under SEBI(Share based Employee Benefit) Regulations 2014)		0	0	0	0	0	0.00	0	0	0	0.00	0	0.00	NA	0
Total Non-Promoter-Non Public Shareholding (C) = (C1)+(C2)		0	0	0	0	0	0.00	0	0	0	0.00	0	0.00	NA	0



Details of the shareholders acting as persons in Concert including their Shareholding:

Name of Shareholder	Name of PAC	No of shares	Holding%
Total:		0	0



Details of Shares which remain unclaimed may be given hear along with details such as number of shareholders, outstanding shares held in demat/unclaimed suspense account	
No of Shareholders	No of shares
13	3900

