



April 19, 2018

To
The Secretary,
BSE Limited
Phiroze Jeejeebhoy Towers,
Dalal Street, Mumbai – 400 001.

To
The Listing Department,
National Stock Exchange of India Ltd.
Exchange Plaza, Bandra Kurla Complex, Bandra
(E), Mumbai - 400 051.

Dear Sirs,

Sub: Shareholding pattern under clause 31(1)(b) of the SEBI (LODR) Regulations, 2015-reg.


Ref: Scrip Code 501242 (BSE); TCI FINANCE (NSE)

Please find enclosed the shareholding pattern under clause 31(1)(b) of the SEBI (LODR) Regulations, 2015 for the quarter ended March 31, 2018 for your information and records.

Kindly acknowledge the receipt of the above.

Thanking You,
For TCI Finance Limited

Lakshmi Sharma
Lakshmi Sharma



Format of Holding of Specified securities

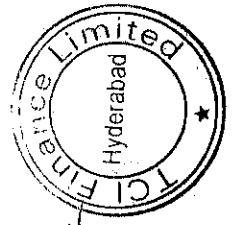
1. Name of Listed Entity: TCI FINANCE LIMITED
2. Scrip Code/Name of Scrip/Class of Security: 501242, TCI FINANCE, EQUITY SHARES
3. Share Holding Pattern Filed under: Reg. 31(1)(a)/Reg. 31(1)(b)/Reg. 31(1)(c)
 - a. if under 31(1)(b) then indicate the report for quarter ending 31/03/2018
 - b. if under 31(1)(c) then indicate date of allotment/extinguishment

4. Declaration : The Listed entity is required to submit the following declaration to the extent of submission of information:

Particulars	YES*	NO*
a. Whether the Listed Entity has issued any partly paid up shares		✓
b. Whether the Listed Entity has issued any Convertible Securities or Warrants?		✓
c. Whether the Listed Entity has any shares against which depository receipts are issued?		✓
d. Whether the Listed Entity has any shares in locked-in?		✓
e. Whether any shares held by promoters are pledge or otherwise encumbered?		✓

*if the Listed Entity selects the option 'NO' for the questions above, the columns for the partly paid up shares, Outstanding Convertible Securities/Warrants, depository receipts, locked-in shares, No of shares pledged or otherwise encumbered by promoters, as applicable, shall not be displayed at the time of dissemination on the Stock Exchange website. Also wherever there is 'No' declared by Listed entity in above table the values will be considered as 'Zero' by default on submission of the format of holding of specified securities.

5. The tabular format for disclosure of holding of specified securities is as follows:



For TCI Finance Limited
[Signature]
 Company Secretary

Table 1 - Summary Statement holding of specified securities

Category	Category of Shareholder	No of Shareholders	No of fully paid up equity shares held	No of Partly paid-up equity shares held	No of Shares Underlying Depository Receipts	Total No of Shares Held as a % of total (VII) = (IV)+(V)+(VI)	Shareholding (As a % of (A+B+C2))	Number of Voting Rights held in each class of securities			No of Shares Underlying convertible securities (including Warrants)	Shareholding as a % assuming full conversion of convertible Securities (as a percentage of diluted share capital)	Number of Locked in Shares		Number of Shares pledged or otherwise encumbered	Number of equity shares held in dematerialized form
								Class X	Class Y	Class Total			No.	As a % of total Shares held		
(I)	(II)	(III)	(IV)	(V)	(VI)	(VII)	(VIII)	(IX)	(X)	(XI)	(XII)	(XIII)	(XIV)			
(A)	Promoter & Promoter Group	11	3182360	0	0	3182360	24.72	3182360	24.72	0	0.00	0	0.00	0	0.00	3182360
(B)	Public	9139	9690133	0	0	9690133	75.28	9690133	75.28	0	0.00	0	0.00	NA	NA	8588552
(C)	Non Promoter-Non Public	0	0	0	0	0	NA	0	0.00	0	0.00	0	0.00	NA	NA	0
(C1)	Shares underlying DRs	0	0	0	0	0	0.00	0	0.00	0	0.00	0	0.00	NA	NA	0
(C2)	Shares held by Employees Trusts	0	0	0	0	0	0.00	0	0.00	0	0.00	0	0.00	NA	NA	0
	Total:	9150	12872493	0	0	12872493	100.00	12872493	100.00	0	0.00	0	0.00	0	0.00	11770912





Table II - Statement showing shareholding pattern of the Promoter and Promoter Group

Category	Shareholder	PAN	No of Shareholders	No of fully paid up equity shares held	No of Partly paid-up equity shares held	No of Shares Underlying Depository Receipts	Total No of Shares Held (IV+V+VI)	Shareholding as a % of total no of shares (calculated as per SCRR, 1957 (VIII) As a % of (A+B+C2)	Number of Voting Rights held in each class of securities			No of Shares Underlying convertible securities (Including Warrants)	Shareholding as a % assuming full conversion of convertible Securities (as a diluted share capital) (VII)+(X) As a % of (A+B+C2)	Number of Locked in Shares	Number of Shares pledged or otherwise encumbered	Number of equity shares held in dematerialized form
									Class X	Class Y	Total					
	(i)	(ii)	(iii)	(iv)	(v)	(vi)	(vii)	(viii)	(ix)			(x)	(xi)	(xii)	(xiii)	(xiv)
									Total as a % of (A+B+C)							
(1)	Indian															
(a)	Individuals/Hindu undivided Family		4	436634	0	0	436634	3.39	436634	0	436634	3.39	0	0.00	0	436634
	MAHENDRA KUMAR AGARWAL AND SONS HUF	AAAHM6384A	1	128265	0	0	128265	1.00	128265	0	128265	1.00	0	0.00	0	128265
	MAHENDRA KUMAR AGARWAL	ABLP4A518K	1	11619	0	0	11619	0.09	11619	0	11619	0.09	0	0.00	0	11619
	DHRUV AGARWAL	AGGPA9320D	1	296675	0	0	296675	2.30	296675	0	296675	2.30	0	0.00	0	296675
	MANISH AGARWAL	AIRPA9576C	1	75	0	0	75	0.00	75	0	75	0.00	0	0.00	0	75
(b)	Central Government/State Government(s)		0	0	0	0	0	0.00	0	0	0	0.00	0	0.00	0	0
(c)	Financial Institutions/Banks		0	0	0	0	0	0.00	0	0	0	0.00	0	0.00	0	0
(d)	Any Other (Body Corporates)		5	2009904	0	0	2009904	15.61	2009904	0	2009904	15.61	0	0.00	0	2009904
	BUNNY INVESTMENTS & FINANCE PRIVATE LIMITED	AAACB8313N	1	54856	0	0	54856	0.43	54856	0	54856	0.43	0	0.00	0	54856
	GATI INTELLECT SYSTEMS LIMITED	AAACB9747Q	1	14900	0	0	14900	0.12	14900	0	14900	0.12	0	0.00	0	14900
	JUBILEE COMMERCIAL & TRADING PRIVATE LIMITED	AAACJ6318D	1	320677	0	0	320677	2.49	320677	0	320677	2.49	0	0.00	0	320677
	GATI LIMITED	AABC63709Q	1	1600300	0	0	1600300	12.43	1600300	0	1600300	12.43	0	0.00	0	1600300
	GIRI ROADLINES AND COMMERCIAL TRADING PVT LTD	AABCT3148C	1	19171	0	0	19171	0.15	19171	0	19171	0.15	0	0.00	0	19171



Any Other (Trusts)	2	735822	0	735822	5.72	735822	0	735822	5.72	0	0	0	0	0	0	735822
DHRUV AGARWAL BENEFIT TRUST	1	355479	0	355479	2.76	355479	0	355479	2.76	0	0	0	0	0	0	355479
MANISH AGARWAL BENEFIT TRUST	1	380343	0	380343	2.95	380343	0	380343	2.95	0	0	0	0	0	0	380343
Sub-Total (A)(1)	11	3182360	0	3182360	24.72	3182360	0	3182360	24.72	0	0	0	0	0	0	3182360
(2)																
Foreign																
Individuals (Non-Resident Individuals /Foreign	0	0	0	0	0.00	0	0	0	0.00	0	0	0	0	0	0	0
(a)																
Individuals	0	0	0	0	0.00	0	0	0	0.00	0	0	0	0	0	0	0
(b)																
Government	0	0	0	0	0.00	0	0	0	0.00	0	0	0	0	0	0	0
(c)																
Institutions	0	0	0	0	0.00	0	0	0	0.00	0	0	0	0	0	0	0
(d)																
Foreign Portfolio Investor	0	0	0	0	0.00	0	0	0	0.00	0	0	0	0	0	0	0
(e)																
Any Other	0	0	0	0	0.00	0	0	0	0.00	0	0	0	0	0	0	0
(f)																
Sub-Total (A)(2)	0	0	0	0	0.00	0	0	0	0.00	0	0	0	0	0	0	0
Total Shareholding of Promoter and Promoter Group (A)=(A)(1)+(A)(2)	11	3182360	0	3182360	24.72	3182360	0	3182360	24.72	0	0	0	0	0	0	3182360






Table III - Statement showing shareholding pattern of the Public shareholder

Category	Category & Name of the Shareholder	PAN	No of Shareholders	No of fully paid up equity shares held	No of Partly paid-up equity shares held	No of Shares Underlying Depository Receipts	Total No of Shares Held (IV+V+VI)	Shareholding as a % of total no of shares (A+B+C2)	Number of Voting Rights held in each class of securities			No of Shares Underlying convertible securities (Including Warrants)	Shareholding as a % assuming full conversion of convertible Securities (as a percentage of diluted share capital)	Number of Locked in Shares	Number of Shares pledged or otherwise encumbered	Number of equity shares held in dematerialized form
									Class X	Class Y	Total					
(1)	(i)	(ii)	(iii)	(iv)	(v)	(vi)	(vii)	(viii)	(ix)	(x)	(xi)	(xii)	(xiii)	(xiv)		
(a)	Mutual Funds		0	0	0	0	0	0.00	0	0	0	0.00	0	NA	0	
(b)	Venture Capital Funds		0	0	0	0	0	0.00	0	0	0	0.00	0	NA	0	
(c)	Alternate Investment Funds		0	0	0	0	0	0.00	0	0	0	0.00	0	NA	0	
(d)	Foreign Venture Capital Investors		0	0	0	0	0	0.00	0	0	0	0.00	0	NA	0	
(e)	Foreign Portfolio Investors		0	0	0	0	0	0.00	0	0	0	0.00	0	NA	0	
(f)	Financial Institutions/Banks		1	83	0	0	83	0.00	83	0	83	0.00	0	NA	83	
(g)	Insurance Companies		0	0	0	0	0	0.00	0	0	0	0.00	0	NA	0	
(h)	Provident Funds/Pension Funds		0	0	0	0	0	0.00	0	0	0	0.00	0	NA	0	
(i)	Any Other		0	0	0	0	0	0.00	0	0	0	0.00	0	NA	0	
	Sub Total (B)(1)		1	83	0	0	83	0.00	83	0	83	0.00	0	NA	83	
(2)	Central Government/State Government(s)/President of India		0	0	0	0	0	0.00	0	0	0	0.00	0	NA	0	
	Sub Total (B)(2)		0	0	0	0	0	0.00	0	0	0	0.00	0	NA	0	
(3)	Non-Institutions															
(a)	i. Individual shareholders holding nominal share capital up to Rs.2		8705	5441284	0	0	5441284	42.27	5441284	0	5441284	42.27	0	NA	4843608	
	ii. Individual shareholders holding nominal share capital in excess of		30	2087628	0	0	2087628	16.22	2087628	0	2087628	16.22	0	NA	2087628	
	NEERA AGARWAL	ACIPA3148C	1	950265	0	0	950265	7.38	950265	0	950265	7.38	0	NA	950265	
	ASHOK KUMAR AGARWAL	ADPPA3216A	1	133000	0	0	133000	1.03	133000	0	133000	1.03	0	NA	133000	
(b)	NBFCs Registered with RBI		0	0	0	0	0	0.00	0	0	0	0.00	0	NA	0	
(c)	Employee Trusts		0	0	0	0	0	0.00	0	0	0	0.00	0	NA	0	
(d)	Overseas Depositories (Holding DRS)/Balancing figure		0	0	0	0	0	0.00	0	0	0	0.00	0	NA	0	
(e)	Any Other		0	0	0	0	0	0.00	0	0	0	0.00	0	NA	0	

NON RESIDENT INDIANS	56	119190	0	0	119190	0.93	119190	0	0.93	0	0.00	NA	NA	119190
CLEARING MEMBERS	30	83013	0	0	83013	0.64	83013	0	0.64	0	0.00	NA	NA	83013
NON RESIDENT INDIAN NON REPATRIABLE	21	26279	0	0	26279	0.20	26279	0	0.20	0	0.00	NA	NA	26279
BODIES CORPORATES	293	1929837	0	0	1929837	14.99	1929837	0	14.99	0	0.00	NA	NA	1426432
ALPIC FINANCE LTD	1	471000	0	0	471000	3.66	471000	0	3.66	0	0.00	NA	NA	0
CAMPBELL ADVERTISING PVT LTD	1	200000	0	0	200000	1.55	200000	0	1.55	0	0.00	NA	NA	200000
DIRECTORS AND RELATIVES	3	2819	0	0	2819	0.02	2819	0	0.02	0	0.00	NA	NA	2319
Sub Total (B)(3)	9138	9690050	0	0	9690050	75.28	9690050	0	75.28	0	0.00			8588469
Total Public Shareholding (B) = (B)(1)+(B)(2)+(B)(3)	9139	9690133	0	0	9690133	75.28	9690133	0	75.28	0	0.00			8588552






Table IV - Statement showing shareholding pattern of the Non Promoter - Non Public Shareholder

Category & Name of the Shareholder	PAN	No of Shareholders	No of fully paid up equity shares held	No of Partly paid up equity shares held	No of Shares Underlying Depository Receipts	Total No of Shares Held (IV+V+VI)	Shareholding as a % of total no of shares (A+B+C2)	Number of Voting Rights held in each class of securities		No of Shares Underlying convertible securities (including Warrants)	Shareholding as a % assuming full conversion of convertible Securities (as a percentage of diluted share capital)	Number of Locked in Shares	Number of Shares pledged or otherwise encumbered	Number of equity shares held in dematerialized form
								Class X	Class Y					
	(I)	(II)	(III)	(IV)	(V)	(VI)	(VII)	(VIII)	(IX)	(X)	(XI)	(XII)	(XIII)	(XIV)
(1) Custodian/DR Holder		0	0	0	0	0	0.00	0	0	0	0.00	0	NA	0
(2) Employee Benefit Trust (under SEBI(Share based Employee Benefit) Regulations 2014)		0	0	0	0	0	0.00	0	0	0	0.00	0	NA	0
Total Non-Promoter-Non Public Shareholding (C) = (C1)+(C2)		0	0	0	0	0	0.00	0	0	0	0.00	0	NA	0



**Details of the shareholders acting as persons in Concert including their
Shareholding:**

Name of Shareholder	Name of PAC	No of shares	Holding%
Total:		0	0



Details of Shares which remain unclaimed may be given hear along with details such as	
No of Shareholders	No of shares
	3900

For TCI Finance Limited
 Hyderabad
 Company Secretary *

